



Health and Wellbeing is improved

The health and wellbeing of the population is improved Wellbeing

The purpose of these commissioning strategies is for communities to be resilient and to improve the health and wellbeing of people in Lincolnshire. We think this can be best achieved when people and communities have the information they need to come together; solve the problems they face and build the county they want; when people are supported to be independent; make healthier choices and live healthier lives.

Outcome

Older people are able to live life to the full and feel part of their communities

Measure

Older People supported by the Wellbeing Service to maintain their independence

Percentage of people who cited needs linked to aids and adaptations had their needs met by the Wellbeing Service. Please note the definition has changed for 2015/2016, so comparison with 2014/2015 performance is not possible.

Numerator:

All clients citing assistive technology, aids and adaptations support needs as 'met' when they exit the service`

Denominator:

All clients highlighting a support need linked to assistive technology, aids and adaptations at the point of accessing service



Achieved

See the Data



87.31

% of people

Quarter 1 June 2015

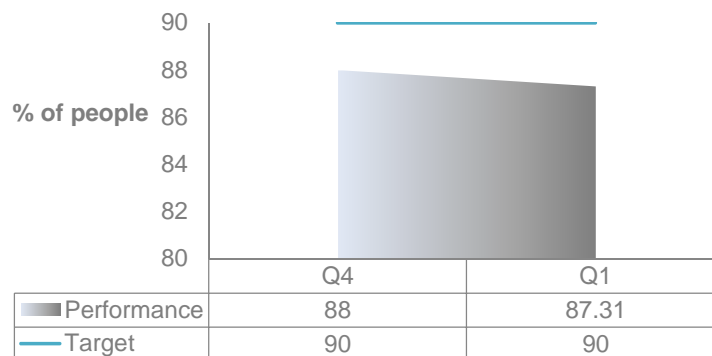


90

% of people

Target for June 2015

Older People supported by the Wellbeing Service to maintain their independence



This measures the percentage of people who required support with aids and adaptations to the home (in order to support independent living) when they entered the Wellbeing Service and who felt that their needs had been met following their contact with service providers. By the end of Q1 289 out of 331 people who cited needs linked to aids and adaptations had their needs met by the wellbeing service.

You will find the numerator and denominator mentioned above, multiplied by 100 gives (approx.) 87%.

Please note the definition has changed for 2015/2016, so comparison with 2014/2015 performance is not possible.

Further details

About the target

The target has been set based on previous year's performance against this measure.

About the target range

About benchmarking



Health and Wellbeing is improved

The health and wellbeing of the population is improved Wellbeing

The purpose of these commissioning strategies is for communities to be resilient and to improve the health and wellbeing of people in Lincolnshire. We think this can be best achieved when people and communities have the information they need to come together; solve the problems they face and build the county they want; when people are supported to be independent; make healthier choices and live healthier lives.

Outcome

Peoples' health and wellbeing is improved

Measure

People aged 40 to 74 offered and received an NHS Health Check

The NHS Health Check programme aims to help prevent heart disease, stroke, diabetes and kidney disease. Everyone between the ages of 40 and 74, who has not already been diagnosed with one of these conditions, will be invited (once every five years) to have a check to assess their risk of heart disease, stroke, kidney disease and diabetes and will be given support and advice to help them reduce or manage that risk. A high take up of NHS Health Check is important to identify early signs of poor health leading to opportunities for early interventions.

Numerator:

Number of people aged 40-74 eligible for an NHS Health Check who received an NHS health check in the financial year
(Integrated Performance Measures Monitoring Return (IPMR_1), NHS England)

Denominator:

Number of people aged 40-74 eligible for an NHS Health Check who were offered an NHS Health Check in the financial year
(Integrated Performance Measures Monitoring Return (IPMR_1), NHS England)



Achieved

See the Data



58

% of people

Quarter 2 September 2015

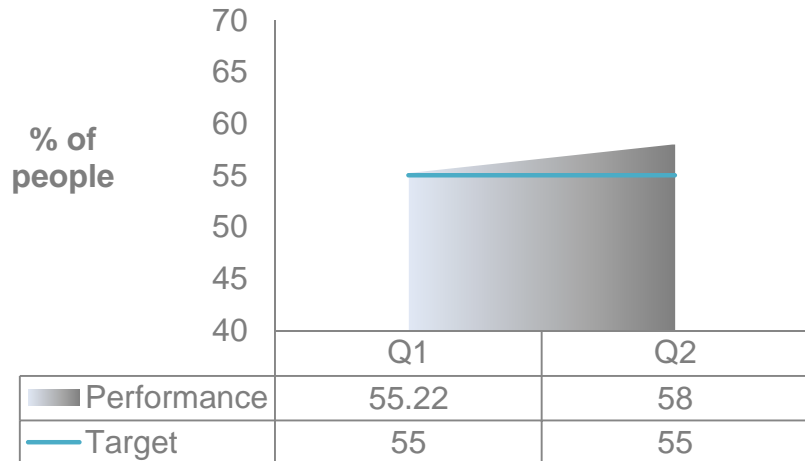


55

% of people

Target for September 2015

People aged 40 to 74 offered and received an NHS Health Check



The target number of people to be invited over the 5 year cycle is 232,256 (46,452 annually). We are in the third year of the 5 year rolling cycle. In the first two years we have invited 99,728, an average of 49,864 annually which puts us ahead of where we need to be to meet our 5 year target of 232,256.

Both Quarter 1 and Quarter 2 this year show an improvement on uptake from the same periods last year (2014/15 Q1 uptake was 44% and Q2 uptake was 50%). GP Practices are being audited this year and we are having conversations around not over inviting and concentrating on increasing uptake.

Comparing Lincolnshire to the National picture and regional (East Midlands) data, we are doing better than both for numbers invited and numbers seen. 2013 – 2018 cumulative data: Lincolnshire offered 47.8% (East Midlands = 40.8%; England = 42.5%) with an uptake of 55.2% (East Midlands = 54.9%; England = 48.4%).

Further details

About the target

The target has been set to ensure our programme exceeds the national average and is in line with regional performance.

About the target range

About benchmarking



Health and Wellbeing is improved

The health and wellbeing of the population is improved Community resilience and assets

The purpose of these commissioning strategies is for communities to be resilient and to improve the health and wellbeing of people in Lincolnshire. We think this can be best achieved when people and communities have the information they need to come together; solve the problems they face and build the county they want; when people are supported to be independent; make healthier choices and live healthier lives.

Outcome

Enable and encourage people to participate in Lincolnshire's culture

Measure

Contact with the Heritage Service

Contact with the heritage service either in person, on the phone, by email or via the website



Achieved

See the Data



2,720,373

Number

Quarter 2 September 2015

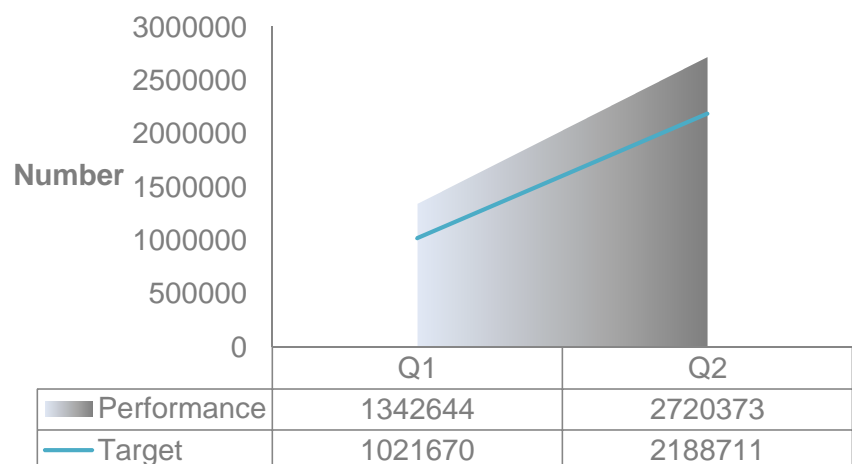


2,188,711

Number

Target for September 2015

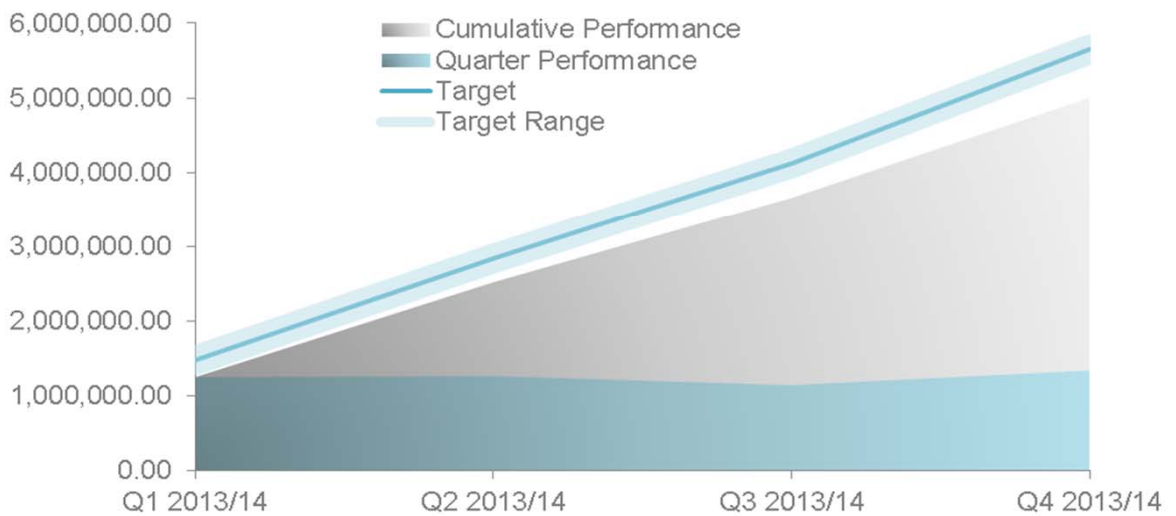
Contact with the Heritage Service



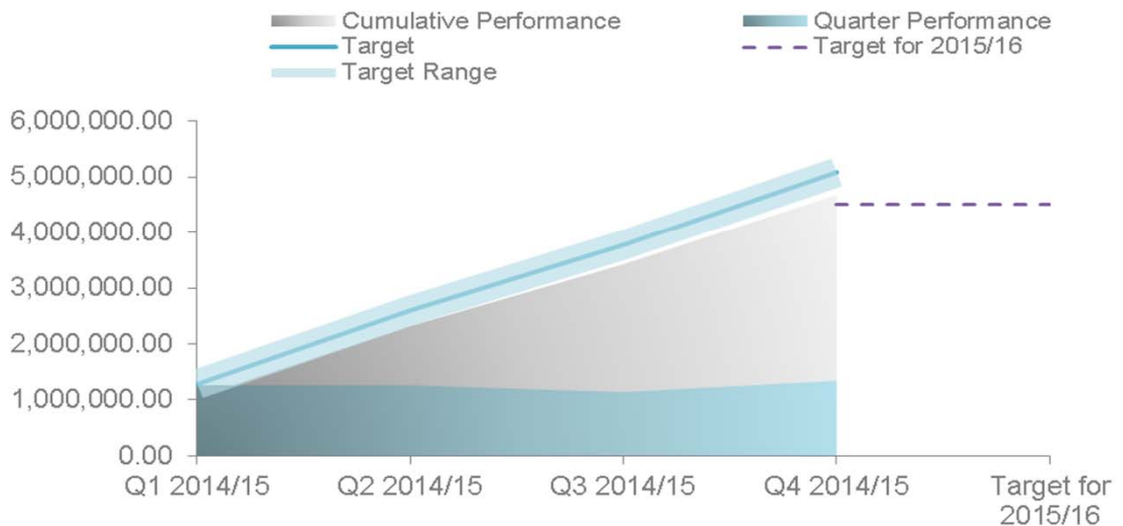
Overall interactions remain above target for the Service, mainly due to strong visitor numbers to Lincoln Castle. Performance against target for both the Customer Service Centre and 'Lincs to the Past' are disappointing, indicating perhaps that the target for 'Lincs to the Past' in particular is over ambitious, and that attention needs to be paid to promotion of the information and resources here. Some further work is required to understand the reduction in calls to the Customer Service Centre, particularly as they would be expected to rise given the profile of the Lincoln Castle Magna Carta exhibition and the summer exhibition at The Collection. The Collection & Usher Gallery figures are above target, mainly due to the 'Treasures of Lincolnshire' exhibition, and Lincoln Castle's figures are particularly high, indicating the original target set was overly cautious.

Further details

Contact with the heritage service (either in person, on the phone, by email or via the website)



Contact with the heritage service (either in person, on the phone, by email or via the website)



Measure Name	Contact with the Heritage Service								
	2013-14				2014-15				Target for 15/16
	Q1	Q2	Q3	Q4	Q1	Q2	Q3	Q4	
Cumulative Performance	1,251,789	2,517,602	3,661,081	5,000,757	1,043,266	2,306,749	3,426,040	4,674,621	
Quarter Performance	1,251,789	1,265,813	1,143,479	1,339,676	1,043,266	1,263,483	1,119,291	1,248,581	
Upper Range	1,553,824	2,984,184	4,324,690	5,926,466	1,349,998	2,718,593	3,948,926	5,339,158	
Lower Range	1,405,840	2,699,976	3,912,814	5,362,040	1,221,426	2,459,679	3,572,838	4,830,666	
Target	1,479,832	2,842,080	4,118,752	5,644,253	1,285,712	2,589,136	3,760,882	5,084,912	4,500,000

About the target

The 2015/16 target has been calculated using actual performance in 2014/2015 and inflated slightly to allow for increases in visitor numbers due to the reopening of Lincoln Castle on the 1st April 2015.

About the target range

An intuitive target range of +/- 5% has been set.

About benchmarking

This measure is local to Lincolnshire and therefore is not benchmarked against any other area.



Health and Wellbeing is improved

The health and wellbeing of the population is improved Community resilience and assets

The purpose of these commissioning strategies is for communities to be resilient and to improve the health and wellbeing of people in Lincolnshire. We think this can be best achieved when people and communities have the information they need to come together; solve the problems they face and build the county they want; when people are supported to be independent; make healthier choices and live healthier lives.

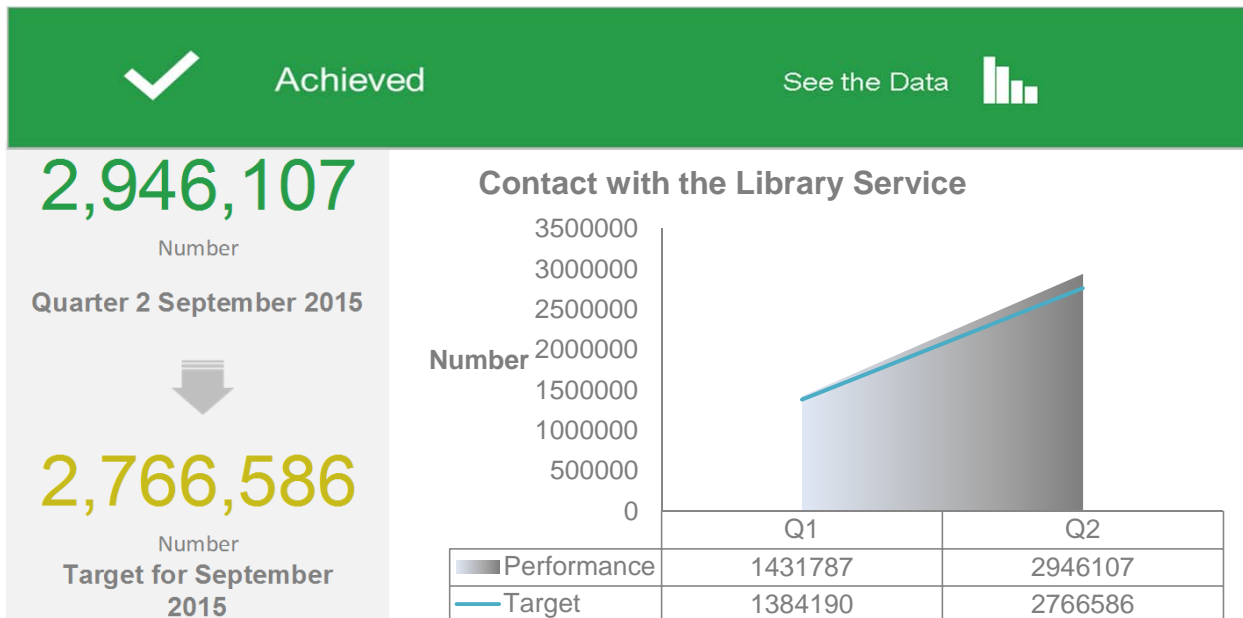
Outcome

Enable and encourage people to participate in Lincolnshire's culture

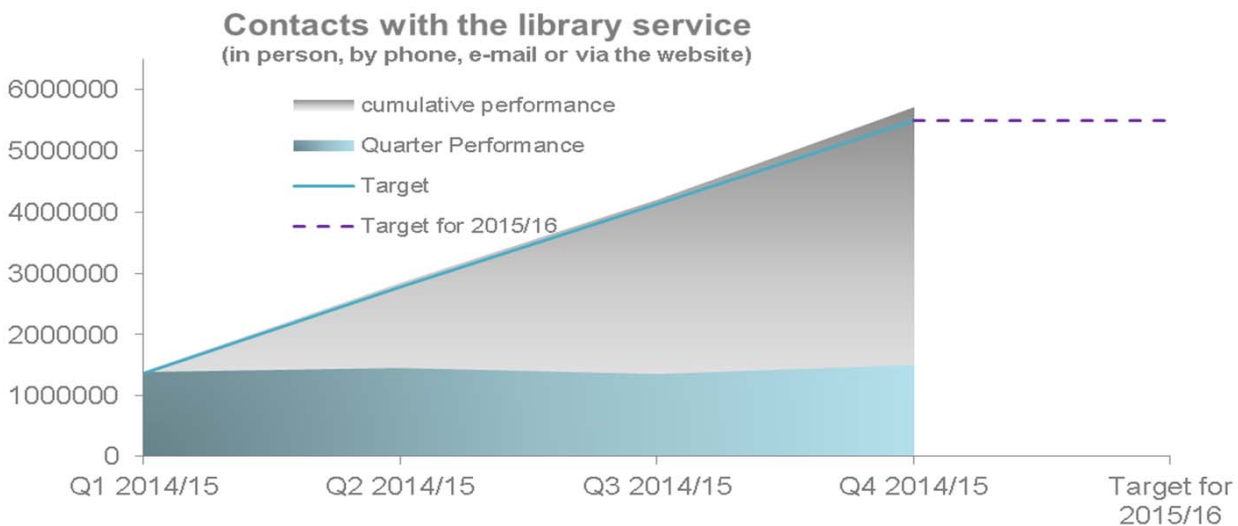
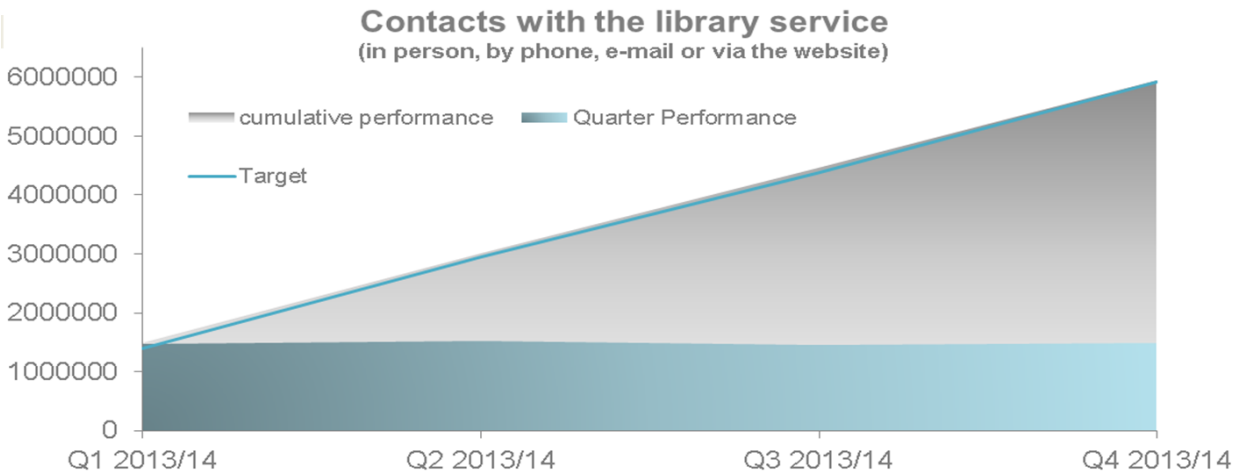
Measure

Contact with the Library Service

Contact with the library service either in person, on the phone, by email or via the website



During a period of profound change for the service, use of libraries continues to be a mass-participation activity. In Q2 performance exceeded the target by 179,520 (6%), actual performance being 2,946,107 against a target of 2,766,586. Contact with the service comprises physical visits to service points and 'online' interactions. Performance in these areas needs to be understood in the context of reduced opening hours at most libraries since May 2014 and technology allowing customers to access services at their convenience and outside the opening times of sites. The Q2 performance bears out this analysis. "On Line" interactions (i.e. Library catalogue, e-books, e-magazines and contact with the CSC), achieved 1,795,492 interactions against a target of 1,601,350. Performance was exceeded by 194,142 or 12%."Physical" interactions (i.e. all service points including mobiles and physical sites), achieved 1,150,615 interactions against a target of 1,165,236.



Measure Name	Contact with the Library Service								
	2013-14				2014-15				Target for 15/16
	Q1	Q2	Q3	Q4	Q1	Q2	Q3	Q4	
Cumulative performance	1,480,199	3,003,724	4,456,982	5,938,551	1,398,781	2,852,103	4,218,992	5,727,843	
Quarter Performance	1,480,199	1,523,525	1,453,258	1,481,569	1,398,781	1,453,322	1,366,889	1,508,851	
Target	1,389,868	2,951,658	4,376,668	5,924,714	1,372,177	2,782,488	4,127,669	5,500,000	5,500,000

About the target

The target for 2015/16 reflects the uncertainty surrounding library provision within community hubs.

About the target range

An intuitive target range of +/- 5% has been set.

About benchmarking

Lincolnshire County Council provides performance reports to the Chartered Institute of Public Finance and Accountancy (CIPFA) which facilitates a benchmarking services to enable performance to be monitored against other local authorities. Lincolnshire County Council is in a benchmarking group of 16 authorities.

This measure is local to Lincolnshire and therefore is not benchmarked against any other area. The Chartered Institute of Public Finance and Accountancy (CIPFA) do produce some annual statistics; however the definition used by CIPFA relates to people visiting libraries for library purposes and does not match the definition nor data set used to report Library Interactions.



Health and Wellbeing is improved

The health and wellbeing of the population is improved Readiness for adult life

The purpose of this commissioning strategy is for all young people to be prepared and ready for adult life.

Outcome

Young people are supported to reach their potential

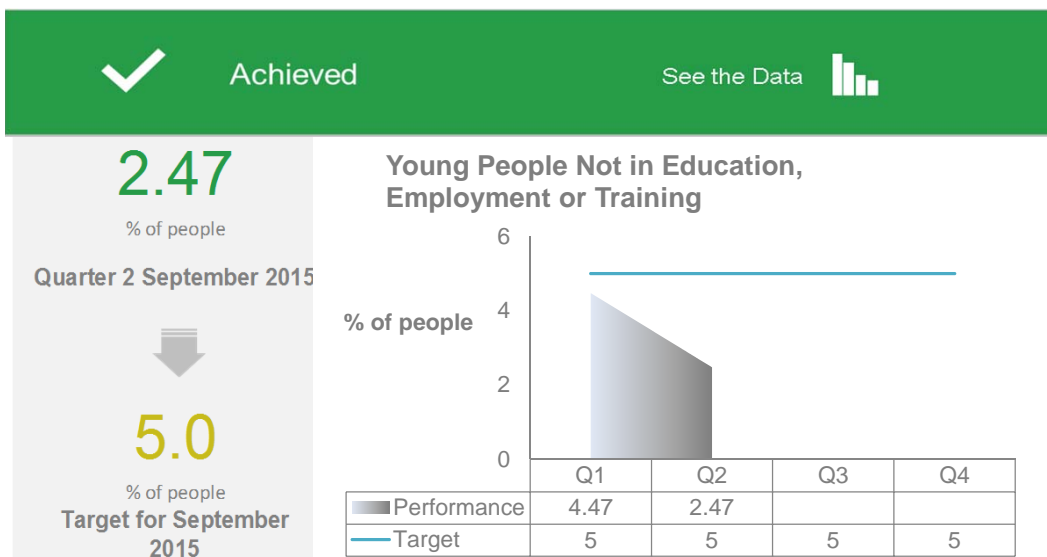
Measure

Young People Not in Education, Employment or Training

A young person who is no longer in the education system and who is not working or being trained for work.

Numerator: Number of young person no longer in the education system and not working or being trained for work.

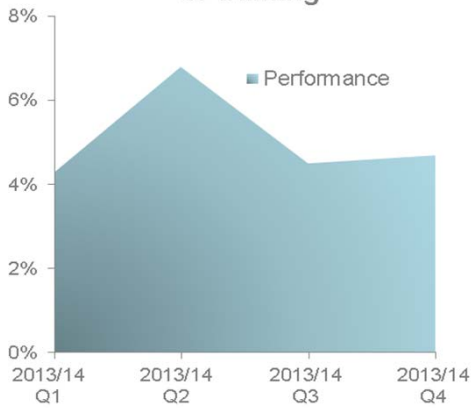
Denominator: Number of young people in the education system, working or being trained for work. The percentage is calculated as follows: Numerator divided by the denominator multiplied by 100.



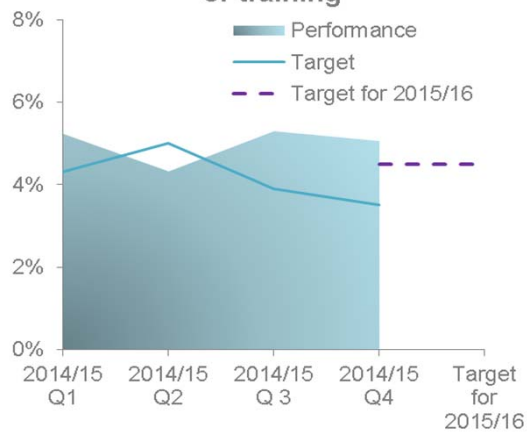
This figure should be regarded with caution in that whilst performance is showing as better than target, there is the potential for the percentage of young people who are NEET to increase as the unknown figure is reduced. It is anticipated therefore that NEET will be more in line with target by Q3.

Further details

Percentage of 16-18 year olds not in education, employment or training



Percentage of 16-18 year olds not in education, employment or training



Measure Name	Young People Not in Education, Employment or Training								
	2013-14				2014-15				Target for 15/16
	Q1	Q2	Q3	Q4	Q1	Q2	Q3	Q4	
Performance	4.3%	6.8%	4.5%	4.7%	5.2%	4.3%	5.3%	5.1%	
Target					4.3%	5.0%	3.9%	3.5%	4.5%

About the target

The current number of Young People Not in Education, Employment or Training has crept up. This has happened as the number of Young people in the 'Unknown' category has drastically reduced on previous years. This upward trend of NEETs is expected to stabilise and we are working on reducing the figure through 2015/16 and 16/17 year olds.

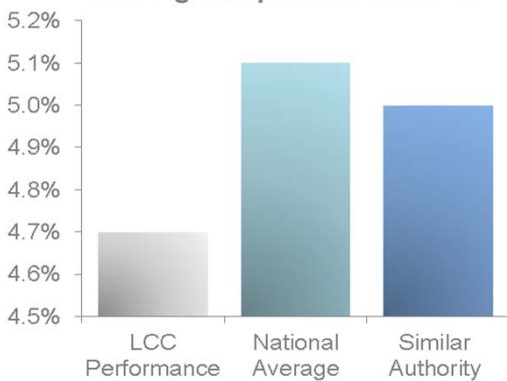
About the target range

In Q1 2015/16 we want to be no worse than Q1 2014/15 which was 5.2%
 In Q2 we want to see an improvement on Q2 2012/13 which is our best performance over the last 3 years. In Q3 and Q4 the target range is plus or minus 0.2 percentage points of target of 4.5%

About benchmarking

For all our comparators the overall NEET figure is between 4.5% and 5%. Lincolnshire is now outside of this range and an aspiration for the year is to get back to the lower level of NEET whilst keeping our counties unknown figure decreasing. We have the option of benchmarking nationally and at similar authority level.

Percentage of young people not in education, employment or training comparison 2013/14.



	LCC Performance	National Average	Similar Authority	LCC Target
2013/14 Q4	4.7%	5.1%	5.0%	
2014/15 Q4				



Health and Wellbeing is improved

The health and wellbeing of the population is improved Readiness for adult life

The purpose of this commissioning strategy is for all young people to be prepared and ready for adult life.

Outcome

Young people are supported to reach their potential

Measure

Pupils aged 16 – 18 participating in learning

This measures young people aged 16, 17 and 18 who are in:-

Full time education or training;

Apprenticeship;

Employment combined with training.

Numerator: Number of young people aged 16, 17 and 18 who are participating in learning.

Denominator: Number of young people aged 16, 17 and 18.

The percentage is calculated as follows: Numerator divided by the denominator multiplied by 100.



Achieved

See the Data



73.18

% of pupils

Quarter 2 September 2015

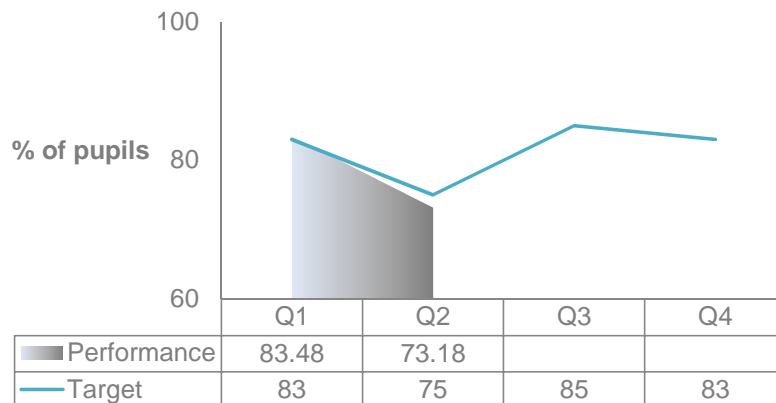


75.0

% of pupils

Target for September 2015

Pupils aged 16 – 18 participating in learning



Performance is in line with target. Traditionally the participation figure is lower at this time of the academic year due to the fact that information regarding students' enrolments at colleges, schools and other providers is still being gathered, hence the slightly lower target than at Q1 or Q3. Year on year the timeliness of receipt of this information from schools, colleges and providers is improving therefore enabling a fuller picture earlier in the academic year.

Further details

About the target

Target is ambitious as we have already made significant increases in performance and we aim to continue improving. Our target in Q2 reflects and expected dip in performance due to lack of destination data following the end of the academic year.

About the target range

The target range does not allow us to slip under current performance.

About benchmarking

We benchmarking nationally and at similar authority level.



Health and Wellbeing is improved

The health and wellbeing of the population is improved Readiness for adult life

The purpose of this commissioning strategy is for all young people to be prepared and ready for adult life.

Outcome

Young people are supported to reach their potential

Measure

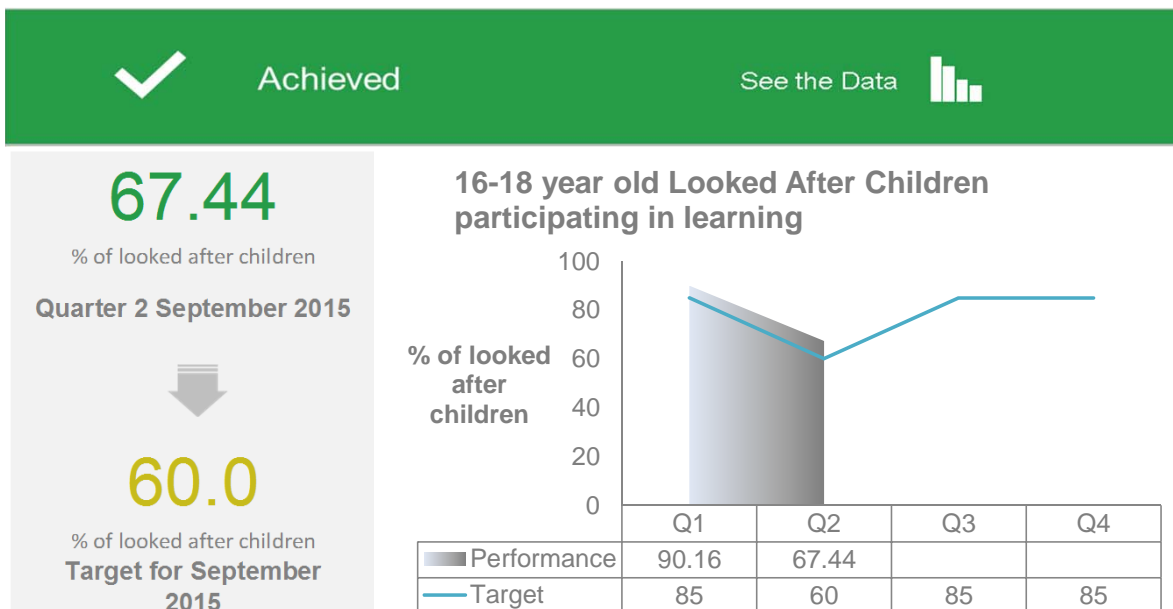
16-18 year old Looked After Children participating in learning

This measures young people recorded as being Looked After Children at the end of the reporting period and will not take into consideration the length of time that they have been in local authority care.

Numerator: Number of Looked After Children participating in learning at the end of the reporting period.

Denominator: Number of Looked After Children at the end of the reporting period.

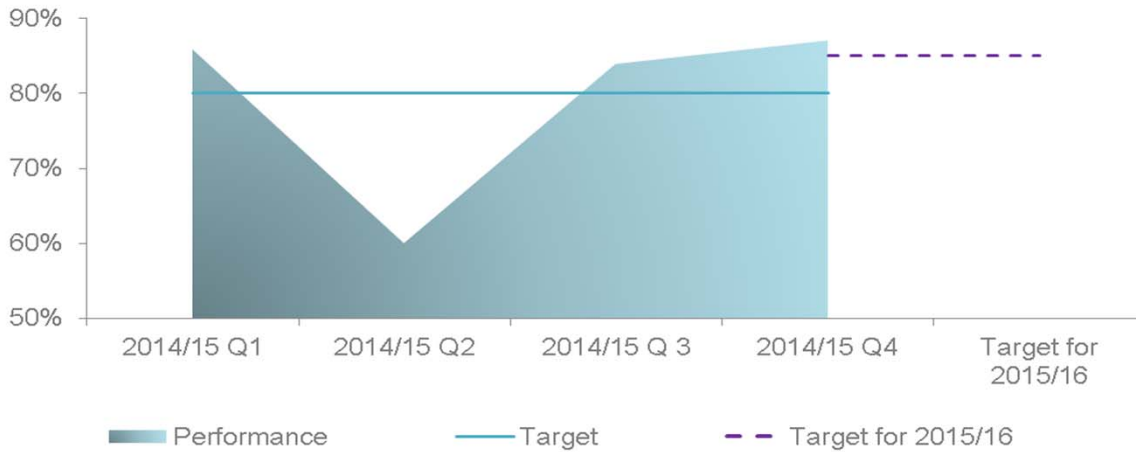
The percentage is calculated as follows: Numerator divided by the denominator multiplied by 100.



Performance is ahead of target because of improvements in transition between Key Stage 4 and Five whereby ePEPs are continued into Post -16. The dedication of our Post -16 Coordinator who has introduced innovations such as ePEP surgeries for students attending Peterborough College is also having a positive impact on participation levels.

Further details

Percentage of 16-18 year olds in Local Authority care participating in learning



Measure Name	16-18 year old Looked After Children participating in learning								
	2013-14				2014-15				Target for 15/16
	Q1	Q2	Q3	Q4	Q1	Q2	Q3	Q4	
Performance					86.0%	60.0%	84.0%	87.1%	
Target					80.0%	80.0%	80.0%	80.0%	85.0%

About the target

The 2015/16 target of 85% is an increase of by 5 percentage points on the 2014/15 target of 80%.

About the target range

The target range allows for 2 young people above the target and 5 young people below the target. Due to the small numbers in the cohort each person represents 1.25% and so the target range is 2.5% above and 6.25% below the 85% target.

About benchmarking

We benchmark nationally and at similar authority level. Benchmarking data is sourced from the national LAIT (Local Authority Interactive Tool).



Health and Wellbeing is improved

The health and wellbeing of the population is improved Readiness for adult life

The purpose of this commissioning strategy is for all young people to be prepared and ready for adult life.

Outcome

Young people are supported to reach their potential

Measure

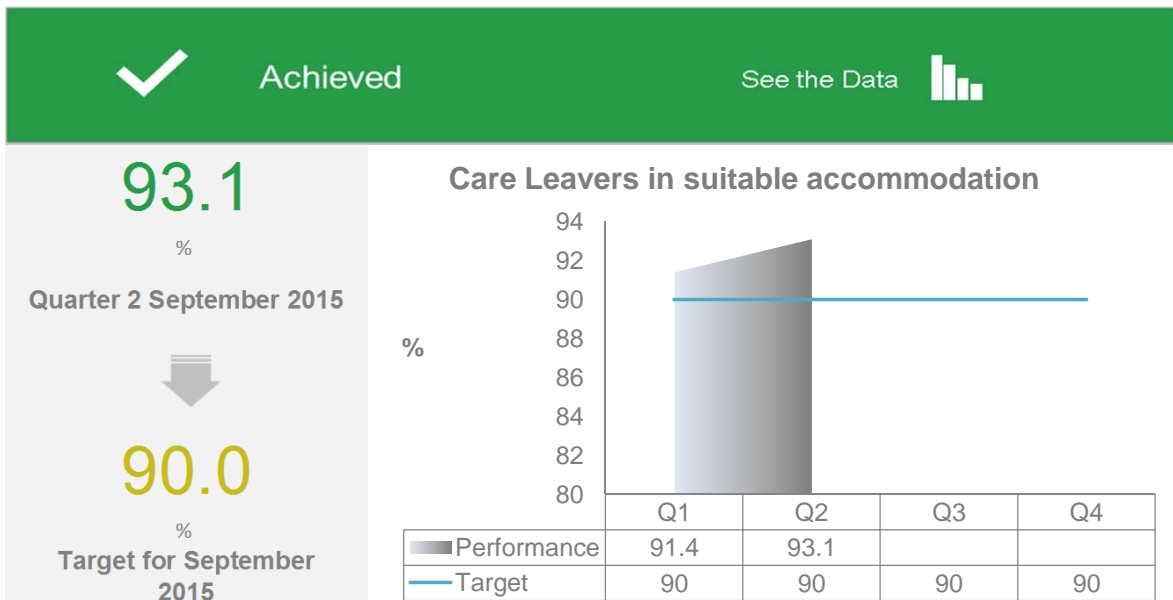
Care Leavers in suitable accommodation

A care leaver is a young person who reaches the age of 18 who had been in local authority care.

Numerator: Number of care leavers turning 19 years of age in the year who are living in accommodation deemed as "suitable".

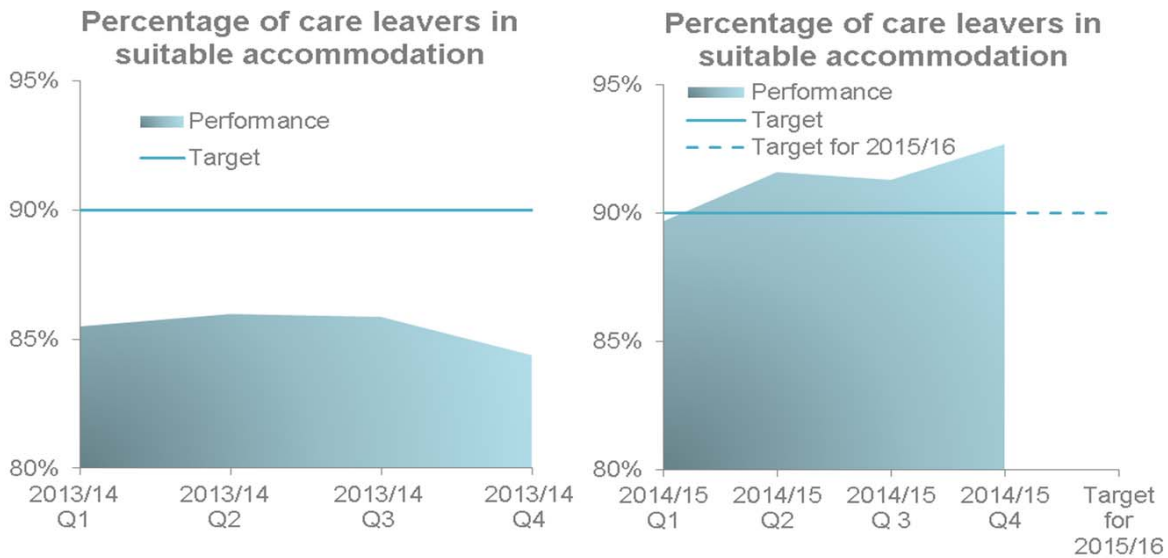
Denominator: Number of care leavers turning 19 years of age in the year.

The percentage is calculated as follows: Numerator divided by the denominator multiplied by 100.



This performance continues to show a gradual improvement with 93.1% of care leavers in suitable accommodation. Of the 20 considered to be in unsuitable accommodation, 9 are in custody, 1 in a designated bail address and 2 are all rights exhausted. The other 8 are in a range of accommodation including with birth families and friends. The leaving care service continue to work with these individuals to promote moves into more suitable accommodation. There are no care leaves in Bed and Breakfast accommodation.

Further details



Measure Name	Care Leavers in suitable accommodation								
	2013-14				2014-15				Target for 15/16
	Q1	Q2	Q3	Q4	Q1	Q2	Q3	Q4	
Performance	85.5%	86.0%	85.9%	84.4%	89.7%	91.6%	91.3%	92.7%	
Target	90.0%	90.0%	90.0%	90.0%	90.0%	90.0%	90.0%	90.0%	90.0%

About the target

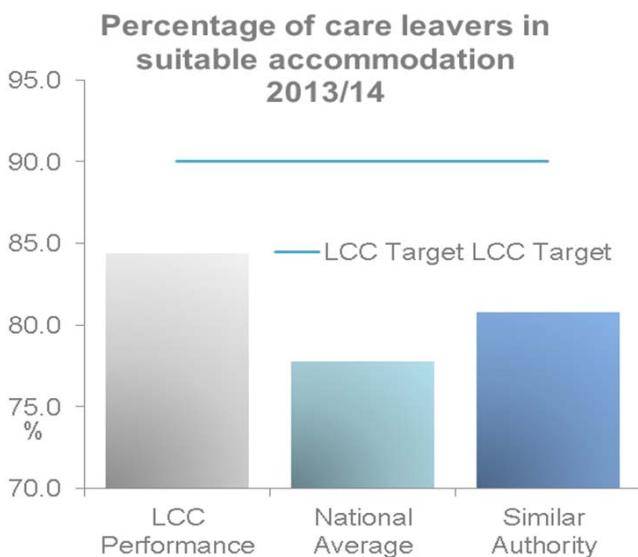
Target is to remain the same level as 2014/15 as this is above both national and similar authority average.

About the target range

The target range is set between the level achieved in 2013/14 and to accommodate an improvement on 2014/15 performance, whilst remaining above our statistical neighbours.

About benchmarking

We benchmark nationally and at similar authority level. Benchmarking data is sourced from the national LAIT (Local Authority Interactive Tool).



	LCC Performance	National Average	Similar Authority	LCC Target
2013/14 Q4	84.4	77.8	80.78	90
2014/15 Q4				



Businesses are supported to grow

Businesses are supported to grow Sustaining and growing the business and economy

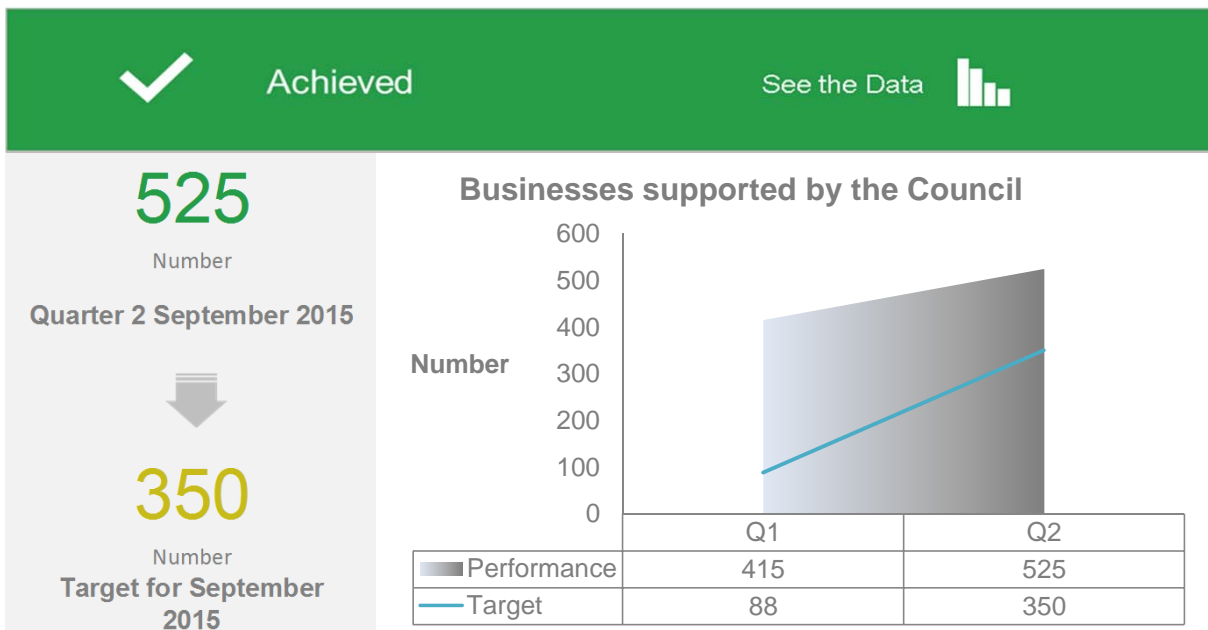
The purpose of this commissioning strategy is for businesses in our most important sectors to be developed, to encourage investment in Lincolnshire and help to train people so that there is a skilled workforce to whom businesses can offer quality jobs.

Outcome

Jobs created as a result of the Council's support

Measure

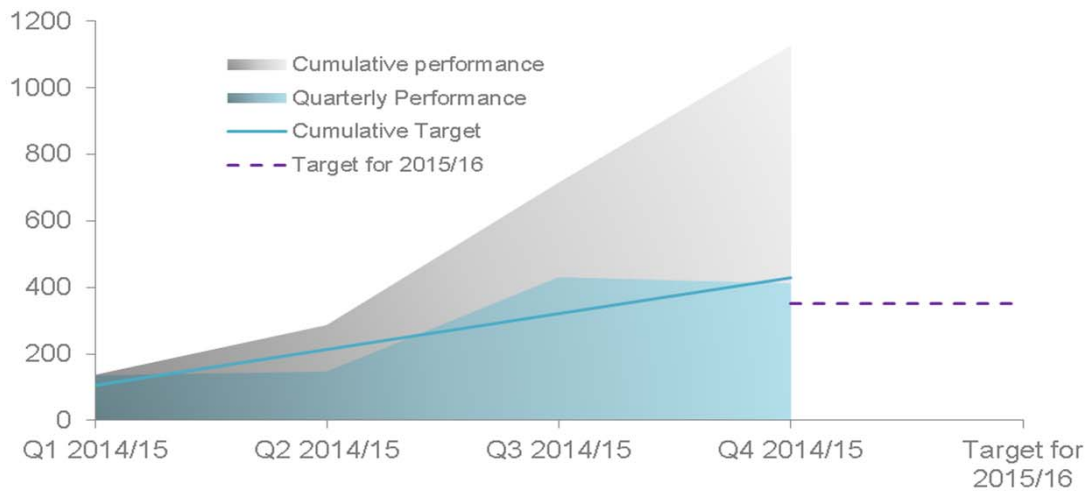
Businesses supported by the Council



The business support schemes that we operate continue to be successful and we are assisting an average of more than 80 businesses per month. On that basis we are forecasting that we will support approximately 1000 businesses during the 2015/16 financial year. We also help to create platforms to help businesses grow, such as the Visit Lincolnshire website, but are not directly counting these businesses as we have not commissioned direct assistance to them; however, it is not unreasonable to assume that LCC's work assists a further 2000+ businesses each year.

Further details

Businesses supported to improve their performance



Measure Name	Businesses supported by the Council								
	2013-14				2014-15				Target for 15/16
	Q1	Q2	Q3	Q4	Q1	Q2	Q3	Q4	
Quarterly Performance					137	149	429	412	
Cumulative performance				894	137	286	715	1127	
Cumulative Target				407	107	215	322	429	350

About the target

About the target range

About benchmarking

This measure is local to Lincolnshire and therefore is not benchmarked against any other area.



Businesses are supported to grow

Businesses are supported to grow

Sustaining and growing the business and economy

The purpose of this commissioning strategy is for businesses in our most important sectors to be developed, to encourage investment in Lincolnshire and help to train people so that there is a skilled workforce to whom businesses can offer quality jobs.

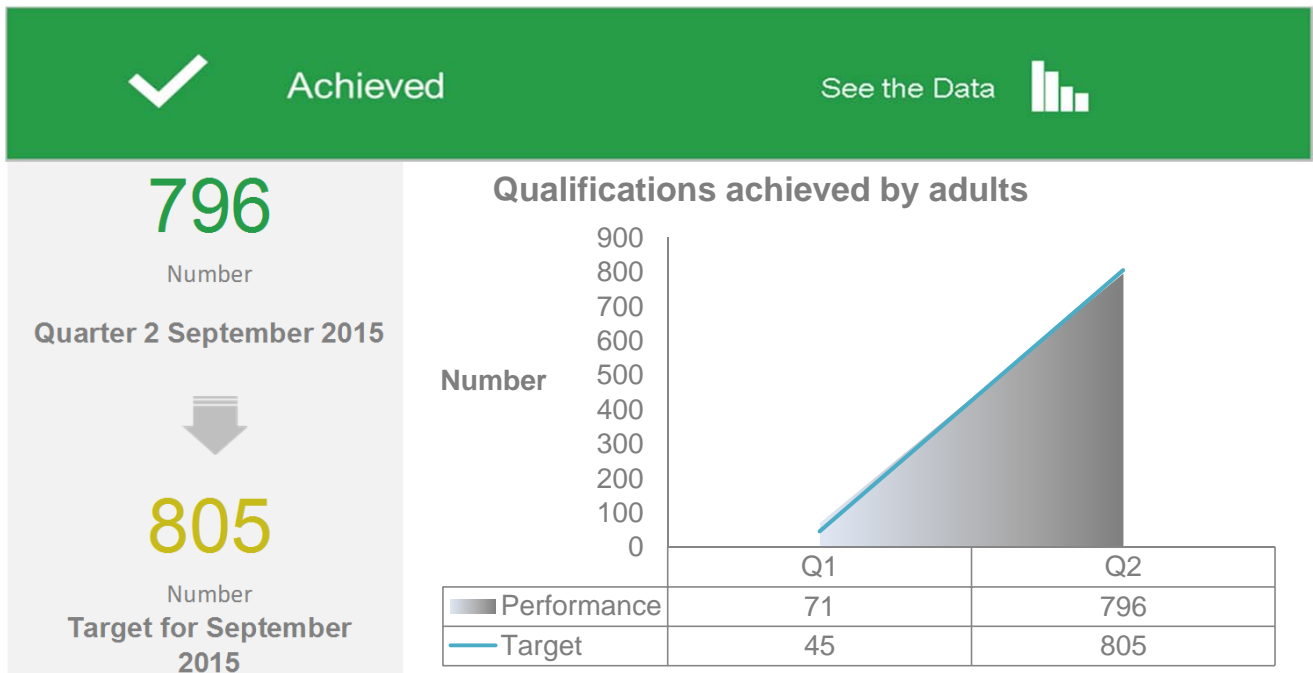
Outcome

Jobs created as a result of the Council's support

Measure

Qualifications achieved by adults

Number of qualifications achieved (Skills programmes, vocational training programmes, adult and community learning) through programme support by the council.



We continue to deliver training and learning to around 8000 people per year. Because of the nature of the training, just over 10% will receive a formal qualification (many others receive parts of qualifications which help them to gain employment) and we remain on track to achieve our target of 902.

Further details

About the target

The council commissions a series of training schemes which help individuals to gain skills. These training schemes are focused on the skills that employers need. Employers can understand an individual's skills level by the qualification that they hold, hence the reason that we count the number of qualifications achieved.

About the target range

About benchmarking

This measure is local to Lincolnshire and therefore is not benchmarked against any other area.